

SUMMARY OF APPROPRIATIONS, ALLOTMENTS, OBLIGATIONS, DISBURSEMENTS AND BALANCES BY OBJECT OF EXPENDITURES
As of the Quarter Ending June 30, 2018


FAR No. 1

Department : Other Executive Offices
Agency : Philippine Competition Commission
Operating Unit : N/A
Organization Code (UACS) : 260380000000
Funding Source Code (as clustered) : 01 - Regular Agency Fund


Authorization : 01 - Current Year Appropriation
Report Status : FOR REVIEW

Row Labels	APPROPRIATION				ALLOTMENTS				OBLIGATIONS				DISBURSEMENTS				Total APPROPRIATION	Total ALLOTMENTS	Total OBLIGATIONS	Total DISBURSEMENTS	Total UNOBLIGATED ALLOTMENT	Total UNDISBURSED
	1st Quarter Ending March 31, 2018	2nd Quarter Ending June 30, 2018	3rd Quarter Ending September 30, 2018	4th Quarter Ending December 31, 2018	1st Quarter Ending March 31, 2018	2nd Quarter Ending June 30, 2018	3rd Quarter Ending September 30, 2018	4th Quarter Ending December 31, 2018	1st Quarter Ending March 31, 2018	2nd Quarter Ending June 30, 2018	3rd Quarter Ending September 30, 2018	4th Quarter Ending December 31, 2018	1st Quarter Ending March 31, 2018	2nd Quarter Ending June 30, 2018	3rd Quarter Ending September 30, 2018	4th Quarter Ending December 31, 2018						
I. Agency Specific Budget - Specific Budget of National Government Agencies	440,538,000.00	8,912,467.00	-	-	402,266,636.00	8,912,467.00	-	-	66,400,553.85	72,250,493.02	-	-	57,723,075.80	54,947,386.44	-	-	440,450,467.00	411,179,103.00	138,851,046.87	112,670,462.04	272,528,056.13	25,980,584.83
GAS	247,114,400.00	8,912,467.00	-	-	226,986,231.00	8,912,467.00	-	-	51,004,275.76	51,232,981.03	-	-	42,594,828.27	38,093,476.33	-	-	256,026,867.00	235,898,698.00	102,237,256.79	80,678,304.60	133,661,441.21	21,558,952.19
(CO 06)	11,185,000.00	-	-	-	11,185,000.00	-	-	-	-	5,433,870.20	-	-	-	208,831.20	-	-	11,185,000.00	11,185,000.00	5,433,870.20	208,831.20	5,751,129.80	5,165,039.00
(MOOE 02)	139,127,000.00	-	-	-	139,127,000.00	-	-	-	-	33,448,184.60	19,240,655.37	-	-	25,100,249.82	11,478,997.10	-	139,127,000.00	139,127,000.00	52,080,039.97	36,630,247.02	86,437,900.03	16,049,792.95
(PS 01)	96,802,400.00	8,912,467.00	-	-	76,674,231.00	8,912,467.00	-	-	17,556,091.16	26,538,255.46	-	-	17,424,578.35	26,345,648.03	-	-	105,714,867.00	85,586,698.00	44,114,346.62	43,770,226.38	41,472,351.30	344,120.24
OPERATIONS	193,423,600.00	-	-	-	175,280,405.00	-	-	-	15,396,278.09	21,017,511.99	-	-	15,138,247.33	16,853,910.11	-	-	193,423,600.00	175,280,405.00	36,413,790.08	31,992,157.44	138,866,614.92	4,421,632.64
(MOOE 02)	121,859,000.00	-	-	-	121,859,000.00	-	-	-	3,299,146.41	7,139,009.91	-	-	3,842,990.30	3,881,209.48	-	-	121,859,000.00	121,859,000.00	10,438,156.32	6,924,200.38	111,420,843.69	3,513,955.94
(PS 01)	71,564,600.00	-	-	-	53,421,405.00	-	-	-	12,097,131.68	13,878,502.08	-	-	12,895,256.43	12,972,700.63	-	-	71,564,600.00	53,421,405.00	25,975,633.76	25,067,957.06	27,445,771.24	907,676.70
II. Automatic Appropriations - Retirement and Life Insurance Premiums	17,054,000.00	-	-	-	13,188,182.00	-	-	-	3,289,377.23	3,421,509.45	-	-	3,289,377.23	2,276,380.76	-	-	17,054,000.00	13,188,182.00	6,710,868.68	5,565,737.99	6,477,295.32	1,145,148.69
GAS	9,808,600.00	-	-	-	7,786,264.00	-	-	-	1,919,551.54	1,904,287.96	-	-	1,919,551.54	1,278,859.87	-	-	9,808,600.00	7,786,264.00	3,823,839.50	3,198,411.41	3,962,424.50	625,428.09
(PS 01)	9,808,600.00	-	-	-	7,786,264.00	-	-	-	1,919,551.54	1,904,287.96	-	-	1,919,551.54	1,278,859.87	-	-	9,808,600.00	7,786,264.00	3,823,839.50	3,198,411.41	3,962,424.50	625,428.09
OPERATIONS	7,245,400.00	-	-	-	5,401,918.00	-	-	-	1,369,825.69	1,517,221.49	-	-	1,369,825.69	997,500.89	-	-	7,245,400.00	5,401,918.00	2,887,047.18	2,367,326.58	2,514,870.82	519,720.60
(PS 01)	7,245,400.00	-	-	-	5,401,918.00	-	-	-	1,369,825.69	1,517,221.49	-	-	1,369,825.69	997,500.89	-	-	7,245,400.00	5,401,918.00	2,887,047.18	2,367,326.58	2,514,870.82	519,720.60
III. Special Purpose Funds - Pension and Gratuity Fund	-	943,357.00	-	-	-	943,357.00	-	-	-	943,356.06	-	-	-	943,356.06	-	-	943,357.00	943,357.00	943,356.06	943,356.06	943,356.06	0.94
GAS	-	943,357.00	-	-	-	943,357.00	-	-	-	943,356.06	-	-	-	943,356.06	-	-	943,357.00	943,357.00	943,356.06	943,356.06	943,356.06	0.94
(PS 01)	-	943,357.00	-	-	-	943,357.00	-	-	-	943,356.06	-	-	-	943,356.06	-	-	943,357.00	943,357.00	943,356.06	943,356.06	943,356.06	0.94
Grand Total	457,592,000.00	9,855,824.00	-	-	415,454,818.00	9,855,824.00	-	-	69,089,931.08	76,615,358.53	-	-	61,612,452.83	58,167,103.26	-	-	467,447,824.00	425,310,642.00	146,305,289.61	119,179,556.09	279,005,352.39	27,125,733.52


Certified Correct :


LENET D. AUDENCIA
Budget Officer
Date : July 13, 2018

Certified Correct :


CAROLYN V. AQUINO
Chief Accountant
Date : July 13, 2018

Approved By


JOSEPH MELVIN B. BASAS
Director, FPMS / Department Head
Date : July 13, 2018