

**MONTHLY REPORT OF DISBURSEMENTS**  
For the month of December, 2017


FAR No. 4

Department : Other Executive Offices  
 Agency : Philippine Competition Commission  
 Organizational Code (UACS) : 26-038-000000  
 Funding Source Code : 1101


Particulars	CURRENT YEAR'S BUDGET					PRIOR YEAR'S BUDGET										SUB-TOTAL	GRAND TOTAL					Remarks		
	PS	MOOE	FinEx	CO	TOTAL	PRIOR YEAR'S ACCOUNTS PAYABLE					CURRENT YEARS ACCOUNTS PAYABLE						TOTAL	PS	MOOE	FinEx	CO		TOTAL	
						PS	MOOE	FinEx	CO	TOTAL	PS	MOOE	FinEx	CO	TOTAL									
	(a)	(b)	(c)	(d)	(e)	(6)=(2)+(4)+(5)	(7)	(8)	(9)	(10)	(11)=(7)+(8)+(9)	(12)	(13)	(14)	(15)	(16)=(12)+(13)+(14)+(15)	(17)=(11)+(16)	(18)	(19)	(20)	(21)	(22)=(17)+(18)+(19)	(23)	
Notice of Cash Allocations																								
MDS Checks Issued	11,710,508.69	25,645,873.94	-	2,569,393.10	39,925,775.73	25,800.00	-	-	-	25,800.00	-	832,500.23	-	-	832,500.23	858,300.23	40,784,075.96	11,736,308.69	26,478,374.17	-	2,569,393.10	40,784,075.96		
Advice to Debit Account	-	5,016.25	-	-	5,016.25	2,500.00	-	-	-	2,500.00	2,421,283.80	4,708,774.59	-	-	7,130,058.39	7,132,558.39	7,137,574.64	2,423,783.80	4,713,790.84	-	-	7,137,574.64		
Working Fund (NCA issued to BTr)												307,669.55	-	-	307,669.55	307,669.55	625,725.64	7,213.39	580,544.35	-	37,967.90	625,725.64		
Tax Remittance Advices Issued (TRA)	7,213.39	272,874.80	-	37,967.90	318,056.09	-	-	-	-	-	-	-	-	-	-	-	-	-	-	-	-	-	-	
Cash Disbursement Ceiling (CDC)																								
Non-Cash Availment Authority (NCAA)																								
Others (CDT, BTr Docs Stamp, etc)						26,300.00	-	-	-	26,300.00	2,421,283.80	5,848,944.37	-	-	8,270,228.17	8,298,528.17	48,547,376.24	14,167,305.88	31,772,709.36	-	2,607,361.00	48,547,376.24		
<b>TOTAL</b>	<b>11,717,722.08</b>	<b>25,923,764.99</b>	<b>-</b>	<b>2,607,361.00</b>	<b>40,248,848.07</b>	<b>26,300.00</b>	<b>-</b>	<b>-</b>	<b>-</b>	<b>26,300.00</b>	<b>2,421,283.80</b>	<b>5,848,944.37</b>	<b>-</b>	<b>-</b>	<b>8,270,228.17</b>	<b>8,298,528.17</b>	<b>48,547,376.24</b>	<b>14,167,305.88</b>	<b>31,772,709.36</b>	<b>-</b>	<b>2,607,361.00</b>	<b>48,547,376.24</b>		

		Previous Report	This month	as of Date		Previous Report	This month	as of Date
Balance of Disbursements Authorities Received		448,602,518.59	28,089,285.02	476,691,803.61	Total Disbursements Program	371,523,000.00	25,796,000.00	397,319,000.00
NCA		420,682,689.62	27,463,559.38	448,146,249.00	Less: Actual Disbursements	232,483,116.52	48,547,376.24	281,030,492.76
Working Fund		-	-	-	(over)/Under Spending	139,039,883.48	(22,751,376.24)	116,288,507.24
TRA		27,919,828.97	625,725.64	28,545,554.61				
CDA		-	-	-				
NCAA		-	-	-				
Others (CDT, BTr Docs Stamp, etc)		-	-	-				
Less: Notice of Transfer Allocation (NTA) issued								
Total Disbursements Authorities Available		448,602,518.59	28,089,285.02	476,691,803.61				
Less: Lapsed NCA		165,968,326.03	29,692,984.82	195,661,310.85				
Disbursements		232,483,116.52	48,547,376.24	281,030,492.76				
Balance of Disbursements Authorities to date		50,151,076.04	(50,151,076.04)	0.00				


Certified Correct:

  
 CAROLYN V. AQUINO  
 Chief Accountant  
 Date: \_\_\_\_\_

Recommending Approval:

  
 ATTY. JOSEPH MELVIN B. BASAS  
 Director, Financial Planning & Management Office  
 Date: \_\_\_\_\_

Approved By:

  
 ATTY. GWEN GRECIA-DE VERA  
 Executive Director, Office of the Executive Director  
 Date: \_\_\_\_\_